

AIR/TAIK

Compressed Air System Products

Industrial Closed Loop Fluid Cooling Systems

Extends the Life of Fluid Cooled Equipment

Saves Water and Reduces Sewage Costs

Eliminates Scale and Dirt Build Up

Complete System is Easy to Install



**Designed for
Peak Performance**

**Dependable
& Efficient**

Industrial Closed Loop Fluid Cooling Systems

Air/Tak Closed Loop Fluid Cooling Systems reduce operating costs and increase manufacturing efficiency. These dry-type closed loop systems greatly reduce both water and sewage costs! They also reduce scale and dirt build-up on heat exchanger surfaces, extending the service life of equipment.

Air/Tak Closed Loop Fluid Cooling Systems are available with Single or Dual Pump Stations that are pre-piped and wired for ease of installation.

▶ Standard Equipment

Air-Cooled Heat Exchanger

- Aluminum-finned copper tubes
- Rugged galvanized steel cabinet
- NEMA 3R Enclosures
- Totally Enclosed Fan Motors
- Thermostatic Fan Controls
- Magnetic Starters

Pump Station

- Close-coupled Centrifugal Pump(s)
- Magnetic Starter(s)
- Expansion Tank
- Air Separation Control
- Pump Isolation Valve(s)
- Pressure relief Valve
- Temperature Gauges
- Pressure Gauges
- On/Off Switch
- Pump Run Light(s)
- Low Water Pressure Switch/Light
- 115 Volt Control Circuit
- NEMA 4 Enclosures

Optional Equipment

- Trim Cooler
- Water Regulating Valve
- Tempering Valve
- Automatic Pump Switchover
- Mixing Valve
- Airtrol Valve
- Circuit Setter

CAPACITY SELECTION CHART

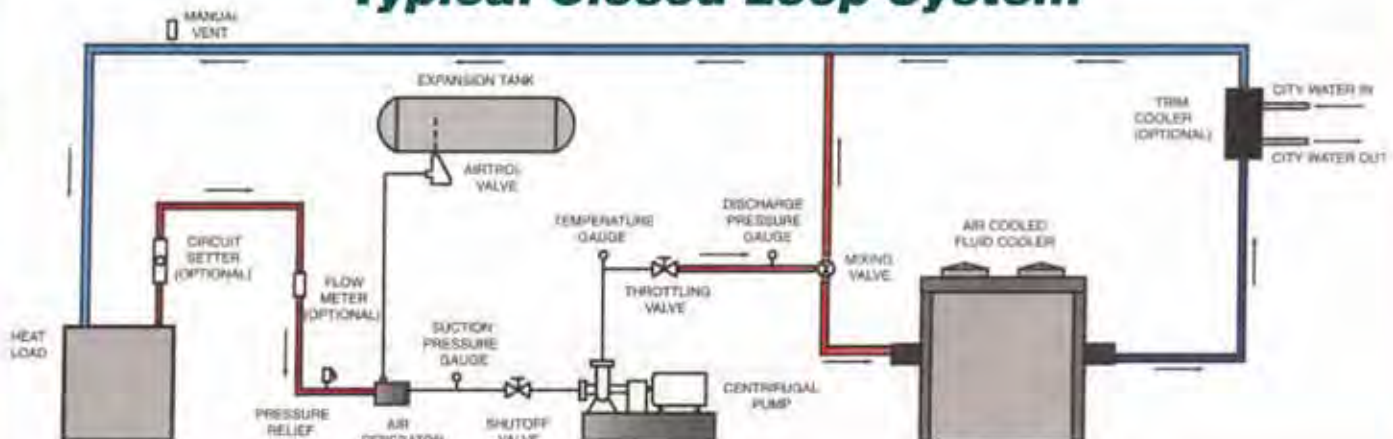
Fluid Cooler Data				Pump Station Data				
BTU/HR***	Coil	Trim Cooler**** Model Number	Mixing Valve	Simplex Model	Duplex Model	H.P.	GPM	Head (ft.)
132,300	ATFV-10	TC-836	MV-1	SPS-3/4	DPS-3/4	3/4	15	70
178,400	ATFV-18	TC-836	MV-1 1/2	SPS-1 1/2	DPS-1 1/2	1 1/2	20	90
220,500	ATFV-23	TC-836	MV-1 1/2	SPS-1 1/2	DPS-1 1/2	1 1/2	25	90
396,900	ATFV-40	TC-1248	MV-1 1/2	SPS-3	DPS-3	3	45	100
485,100	ATFV-46	TC-1248	MV-2	SPS-3	DPS-3	3	55	100
529,200	ATFV-55	TC-1260	MV-2	SPS-5	DPS-5	5	60	130
837,900	ATFV-84	TC-1760	MV-2	SPS-7 1/2	DPS-7 1/2	7 1/2	95	130
1,102,500	ATFV-112	TC-1760	MV-3	SPS-10	DPS-10	10	125	130
1,411,200	ATFV-130	TC-1772	MV-3	SPS-15	DPS-15	15	160	160

** Dimensions are approximate and subject to change without notice.

*** Based on 113°F fluid outlet and 93°F ambient and 40% glycol mix. For 100% water, multiply BTU/HR by 1.13.

**** Trim Cooler turns on at approximately 70°F ambient.

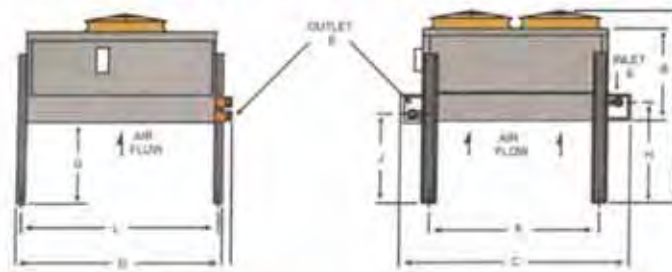
Typical Closed Loop System



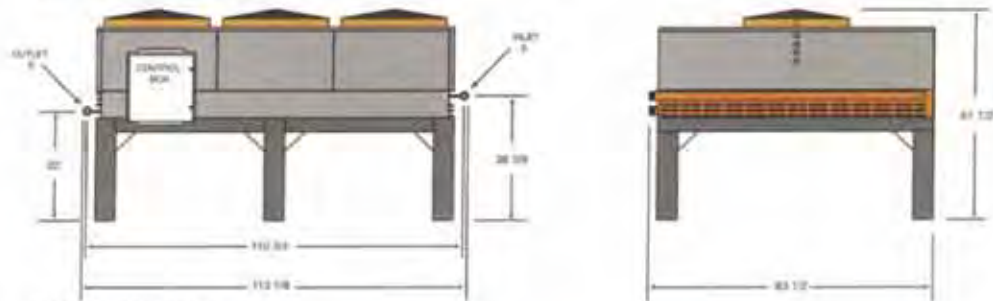
AIR/TAIK

Compressed Air System Products

Air-Cooled Fluid Coolers



MODEL NUMBERS ATFV 10 - ATFV 55



MODEL NUMBER ATFV 84



MODEL NUMBERS ATFV 112 AND ATFV 134

AIR-COOLED FLUID COOLERS

Model	Cooling Air Fan CFM	Fan Dia. Inches	Fan Motors				Inches			Male NPT	Inches				Net Wt. LBS.					
			H.P.	QTY	Volts	Tot. FLA	Volts	Tot. FLA	A		B	C	D	E		F	G	H	J	K
ATFV 10	9600	20	1	2	460	3.4	208-230	7.2/6.8	50 1/4	22 1/4	54 1/2	49	1 1/2	3	24 1/2	28 1/4	26	46	47 1/2	350
ATFV 18	9000	20	1	2	460	3.4	208-230	7.2/6.8	50 1/4	22 1/4	54 1/2	49	1 1/2	3	24 1/2	28 3/4	25 1/2	46	47 1/2	425
ATFV 23	8600	20	1	2	460	3.4	208-230	7.2/6.8	50 1/4	22 1/4	54 1/2	49	1 1/2	4	21	27 3/4	23 1/4	46	47 1/2	475
ATFV 40	22000	30	2	2	460	6	208-230	12.6/12	48	24 1/2	81 1/2	84	1 1/2	4	18	23 1/4	20 3/4	67 1/4	82 1/2	1000
ATFV 46	21000	30	2	2	460	6	208-230	12.6/12	48	24 1/2	81 1/2	84	1 1/2	4	18	23 1/4	20 3/4	67 1/4	82 1/2	1050
ATFV 55	20000	30	2	2	460	6	208-230	12.6/12	48	24 1/2	81 1/2	84	2	4	18	24	20	67 1/4	82 1/2	1100
ATFV 84	318000	30	2	3	460	9	208-230	18.9/16	61 1/2	-	113 1/8	83 1/2	2	-	-	36 3/8	32	-	-	1500
ATFV 112	425000	30	2	4	460	12	208-230	25.2/24	63	-	147	83	2 1/2	-	-	36	32	131 1/4	74 3/4	2000
ATFV 130	53000	30	2	5	460	15	208-230	31.5/30	63	-	183	83	2 1/2	-	-	36	32	167 1/4	74 3/4	2500

* Dimensions are approximate and subject to change without notice.